

Name: _____

Date: _____



Persuasive Writing



It is a type of opinion writing to discuss what you think, what you believe and how you feel about a certain issue.

To persuade is to convince others of something

- to believe what you believe
- to take actions
- to change someone's mind about a topic



People you can persuade:

(Your audience)

- teachers
- peers
- teachers
- principal
- classmates
- anyone in general



Persuasive writing can be in different formats including:

- a letter writing
- an advertisement
- an article
- a speech
- a review



Persuasive writing is an effective way to convince others of topics that are important to you. It is better than whining or complaining, right?



Name: _____

Date: _____

Both sides of an argument

To convince others, it is important to understand both sides of an opinion. Read the statement below and complete the chart.



I should be allowed to race Go Karts.

Reasons For 	Reasons Against 
Racing is very exciting. ▶ _____ _____ _____	Racing is dangerous. ▶ _____ _____ _____
▶ _____ _____ _____	▶ _____ _____ _____
▶ _____ _____ _____	▶ _____ _____ _____

If you were to write a persuasive writing on the above topic, which stand would you take? Are there more pros/cons? A valid way to decide which stand to take is to select the side that indicates more convincing reasons.

Fill in the blanks with the missing words to complete the 5 key components to a persuasive writing-

1. an _____ 2. _____ points 3. _____ to support your points
4. convincing voice and _____ language 5. _____ tenses

present

evidence

emotive

opinion

strong




Name: _____

Date: _____

Vocabulary and ideas



When we plan our writing outline, we can think of thematic words and phrases to use in our writing. Complete the crossword puzzle with the words from the box related to car racing on the right. Only 9 of them would fit the puzzle.



promising

career

track

risk

exciting

trophy

progressed

ordinary

safety

exhilarating

flashy

seriously

regain

internal



ACROSS

- 4. Job or occupation
- 6. Advanced
- 7. Inside of something
- 8. Get back
- 9. Showy and stylish



DOWN

- 1. Prize
- 2. Normal or usual
- 3. Likely to succeed
- 5. Severely



Name: _____

Date: _____

Persuasive letter to parents

Write a letter to convince your parents to let you play a sport that they do not want you to play.

Dear Mom and Dad,

I know that you do not want me to

_____ but I

think that it is a great idea. I would like to

because_____

***This is how cool I
would look playing
the sport!***



Name: _____


Date: _____

Audience Matters

We write persuasive writing to convince your audience to believe or act the way you do. This means you have to consider your audience when coming up with points to write about. The truth is what motivates a person may not necessarily motivate another.


**Let's try this exercise. What motivates you to clean your house?
Number each reason from 1 to 5, with 5 being extremely motivated.**

You will feel more comfortable.	
You mom will not yell at you.	
You will have a cleaner living space.	
Your family will be happy.	
Your family will be safe and healthy.	



Let's say you are going to write a persuasive essay about how important it is to join weekend activities. How would the following people feel about this issue? Rate the following factors from 1-5, with 5 being extremely motivated.

	You	Your dad	Your 5-year-old brother	your teacher	your grandma
meet new friends					
improve mental health					
earn scholarships					
look cool					
learn new skills					



Name: _____

Date: _____

Persuade me graphic organizer

Use this graphic organizer to plan your ideas and writing.

GOAL:

REASON 1:

REASON 2:

REASON 3:

Facts, examples and
details to support
reason 1:

Facts, examples and
details to support
reason 2:

Facts, examples and
details to support
reason 3:

Conclusion:



Name: _____

Date: _____

Sentence starters and connectors

Practise using the following sentence starters and connectives in your persuasive essays. Now complete each sentence using 8 additional words or more.

Personally, I find that _____
but _____

Generally speaking, _____
Nevertheless, _____

It is no wonder that _____
which leads to _____ + _____

Worse still, _____
and as a result _____

Compare this to _____
Thus _____

Some people may argue that _____
However _____

It is believed that _____
Therefore _____

In my opinion, _____
For example, _____



Name: _____

Date: _____

Opening paragraph



An opening paragraph contains three parts:

1. A hook (2-3 sentences) •
2. Transition to the thesis statement (1 sentence)
3. Thesis statement (1-2 sentences) •

Match each part to its purpose:

- To show the position you are taking and outline your body paragraphs
- To engage your readers
- To bridge content smoothly

Practise writing a thesis statement. The situation is:

Should students be given less homework?

Check if you have

☐

stated your position

☐

an outline of subtopics for your body paragraphs

Now that you know your thesis statement, let's go back and work on the hook. How can you capture your audience's attention? Based on the same writing topic, write your hook below:

Check if you have

☐

included some interesting anecdotes/ phenomenon/ facts or statistics?

Finally, work on the transition. It is a sentence to make your hook flow smoothly to your thesis statement.

Check if you have

☐

told a general/true statement about the overall topic.



Name: _____

Date: _____

Closing paragraph



A closing paragraph contains three main parts:

1. Connection to the hook in the opening paragraph (2-3 sentences)

2. Restate your thesis statement using different words (1 sentence)

3. Call to action (1-2 sentences)

Write each following sentence on the lines above that best describes each.

Refer to the situation discussed in the first paragraph

Tell the reader what he/she should think or do

Paraphrase the important statement mentioned in paragraph one

Important TIP: You can take a different angle on the information, statistics or facts introduced in the earlier paragraphs but do not introduce any NEW information in the last paragraph.

Let's practise restating a thesis statement. Here is the original thesis statement from the introductory paragraph. Restate the thesis for a closing paragraph using different words.

Example:

People should do more exercise because they will become healthier and happier.

Everyone should protect the environment by recycling so that our landfills will not be filled up so quickly.

Thesis statement:

Doing more exercise is important to everyone as it improves both our physical and mental health.

Thesis statement:



Name: _____

Date: _____

Your persuasive writing

Topic:

Introduction:

Body paragraph 1:

Body paragraph 2:

Body paragraph 3:

Conclusion:

